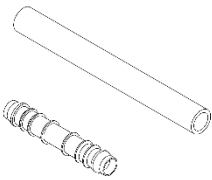


FK116 FORD RANGER 22.75MY DIFF BREATHER EXTENSION KIT

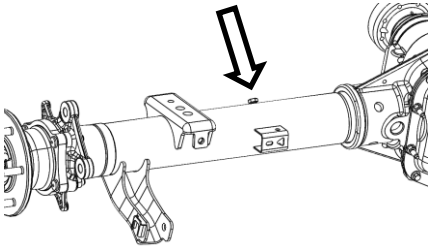
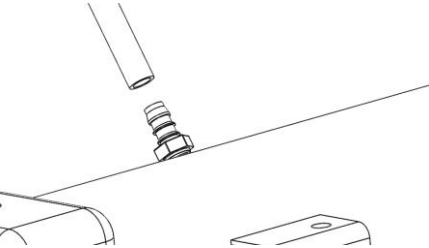
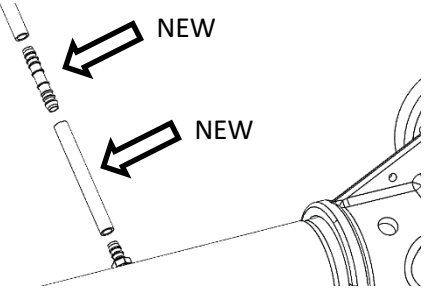
KIT CONTENTS

DESCRIPTION	QTY	PICTURE
8mm MALE TO MALE HOSE BARB	1	
8mm ID HOSE 150mm	1	

FITMENT NOTES

- This kit should be fitted after raised Old Man Emu suspension has been installed
- Cut hose to the required length so that the diff breather hose is still loose when suspension is at full extension. Ensure that the hose does not interfere with any other suspension components (e.g., Bump stops). NOTE: Most applications will require the hose to be shortened, however some will still require the full 150mm.

FITTING PROCEDURE

<p>1. Locate the diff breather hose at the top of the rear axle</p> 	<p>2. Remove hose from hose barb on the rear axle</p> 	<p>3. Install extra hose and join existing hose with new hose using 8mm male to male hose barb</p> 
---	--	--